



AFJROTC TX-20093
WYLIE EAST HIGH SCHOOL
3000 WYLIE EAST DR
WYLIE, TX 75098

Phone: (972) 429-3193 ext 2
Fax: (972) 442-2874

November 20, 2015

Drill Meet Invitation and Information Package

Dear JROTC Instructors: **PLEASE HAVE YOUR CADET COMMANDERS READ THIS SOP!!**

1. Welcome to the **Wylie East Raider Nation Invitational Drill Meet**. In this package we've tried to provide everything you need to enter and prepare for the meet.

2. The Wylie East Invitational Drill Meet will be held on **Saturday, February 6, 2016**, at **Wylie East High School, 3000 Wylie East Drive, Wylie TX 75098**.

3. **Events**. We will have the following 11 events:

- a. Demilitarized Armed Regulation and Exhibition
- b. Unarmed Regulation and Exhibition
- c. First Year Unarmed Regulation
- d. Male Color Guard
- e. Female (or mixed) Color Guard
- f. Saber/Sword Regulation
- g. Inspection
- h. Male PT
- i. Female PT

4. **Awards**. **Trophies will be awarded for 1st, 2nd and 3rd places in each of the 11 events. FOR THE OVERALL TROPHIES, YOU MUST HAVE PARTICIPATED IN INSPECTION, ARMED REGULATION, UNARMED REGULATION, AT LEAST ONE COLOR GUARD, AND AT LEAST ONE PT TEAM. To reward quantity and quality, scoring for overall ranking is based on the following rankings: 1st = 20 points, 2nd = 15 points, 3rd = 10 points, 4th = 7 points, 5th = 6 points. There will be no points awarded toward the overall trophies to teams that place 6th and so on. The teams (schools) with the top three scores will be eligible for the overall trophies.**

5. **Limits in number of teams**. You are limited to one team in each event, which means you may enter a maximum of 11 teams. You may not compete more than one team in the same event. Just so that there is no confusion, for color guard and PT this means that you may have:

- a. 1 male and 1 female or 1 male and 1 mixed Color Guard. You may **not** enter 2 male, 2 female or a mixed and a female. (As indicated, Mixed Color Guard will be judged as Female.)
- b. 1 male and 1 female **PT team**. You **cannot** have 2 male or 2 female teams.

6. **Basic Guidelines/constraints**.

- a. Drill teams (other than PT) must have at least 10 members, counting the commander. Inspection will consist of 10 members, 9 members and the commander.

- b. **The uncasing of the colors will be done according to Army TC 3-21.5, Paragraph 15-6, a, (1) through (5), b. (note: this IAW AFJROTC Nationals Guidance).**
- c. Unarmed drill will be judged in accordance with Air Force Manual 36-2203.
- d. Except for the PT teams and Male and Female Color Guards, all drill teams are coed.
- e. **The same cadet may not compete in both mixed and female color guards.**

7. **Entry fees.** The fee for **each team is \$30.00.** Please make checks payable to **Wylie East High School AFJROTC.**

8. **How to enter.**

A. **Call, Fax or email** to tell us which teams you will enter.

B. Then, **complete the attached entry form and return it, with a check for your entry fees, as soon as possible, but NLT 16 Jan 2016.** Please try to pay your entry fees when you enter. Because we pay almost all of the expenses up-front, it helps us if you do that. However, you may bring payment with you as long as we have a **definite commitment from you.** The deadline for canceling, if you have already paid is **NLT 22 Jan 2016.** After that date, we will not be able to refund your money.

9. **Availability of slots and requests for specific competition times.** Our biggest constraint is the maximum number of competition slots we can fit in the day. Because Wylie East is a considerable distance from other schools, we do not start before 0830 and we want to finish events by 1615. After allowing for lunch and breaks for the judges, that gives us a maximum of 24 slots for each event. Also, to keep the schedule realistic, we try to schedule time between a school's events to allow cadets who are on more than one team to make it from one event to another; we try to meet any start and finish time constraints a school traveling a long distance might have; and, finally, we try to fulfill requests for specific event sequencing. We're happy to meet all of these needs, but as the schedule fills up, it becomes harder and harder. And, worst-case, we **may not be able to schedule all teams from a late-entering school.** Therefore, the sooner you contact us the better. One last thing about the schedule: Because it is tight for some events, it is important that teams show up on time. **If a team is more than one minute late, we may have to move it to a later time slot.**

10. **Included in this package are the following:**

- a. Drill Meet Entry Form
- b. General Information about the Meet
- c. Competition Rules
- d. Separate Score Sheets for the 10 events.
- e. PT Statement of Waiver Form

11. **TX-20093** may perform and be scored in the various categories, as the teams have had limited opportunities to compete this year; however, their placing will not result in trophies being awarded to our own unit. They will compete for the possibility of earning a competition ribbon, if their scores would have placed them in the 1st, 2nd, or 3rd place position. We will announce how our teams performed during class on Monday. We look forward to providing this competition for your teams.

12. If you have any questions that we have not answered, please contact us at the above phone number, or via email at lisa.breuer@wylieisd.net. Have a Blessed Day!

**Wayne Wilbanks, Lt Col. USAF (Ret)
Senior Aerospace Science Instructor,
AFJROTC, TX-20093**

WYLIE EAST INVITATIONAL DRILL MEET ENTRY FORM

Please indicate the divisions and events you wish to enter, and return the form **NLT 16 Jan 2016, with the entry fees**, to Wylie East High School AFJROTC, 3000 Wylie East Drive, Wylie, TX 75098. Please make checks payable to **Wylie East High School AFJROTC**. The phone number for TX-20093 is 972-429-3193 ext. 2.

Demilitarized Division	No. of Teams	Event Cost	Time Requested	
			1 st	2nd
Regulation	_____ x \$30 (Limit 1 team)	_____	_____	_____
Exhibition	_____ x \$30 (Limit 1 team)	_____	_____	_____
Unarmed Division				
Regulation	_____ x \$30 (Limit 1 team)	_____	_____	_____
Exhibition	_____ x \$30 (Limit 1 team)	_____	_____	_____
First year	_____ x \$30 (Limit 1 team)	_____	_____	_____
Inspection (Please read SOP)		_____ x \$30	_____	_____
	(Limit 1 team)			
Saber/Sword Regulation Drill	_____ X \$30 (Limit 1 team)	_____	_____	_____
Color Guards (Limit is 1 team each.)				
Male	_____ x \$30	_____	_____	_____
Female /Mixed	_____ x \$30	_____	_____	_____
Physical Fitness (Limit is 1 team each.)				
Male	_____ x \$30	_____	_____	_____
Female	_____ x \$30	_____	_____	_____

Total Entry Fees Due _____

Name of School _____ **Telephone #** _____

Unit Contact _____ **Fax #** _____

E-mail Address _____ **or Unit Number: (Ex. TX-20093)** _____

GENERAL INFORMATION

- 1. Registration:** Teams may begin reporting in at 0800, 6 Feb 2016 at Wylie East High School.
- 2. Dressing Areas:** Dressing areas are limited to the designated changing areas located at **Wylie East High School. AFJROTC TX-20093, Wylie East High School** and Wylie ISD assume no responsibility for lost, damaged or stolen equipment.
- 3. Team Room:** Each team will have a classroom assigned to serve as their Base of Operations. This room will be available to store your gear; however, you **may NOT eat** in this room. The cafeteria has tables where your team may eat. Please be respectful and mindful that this classroom belongs to another teacher and do not move or remove any property that is not yours. The team rooms will be checked prior to the start and end of the competition. Teams that violate our policies will be prevented from competing in future Wylie East events.
- 4. INCLEMENT WEATHER: NOTE:** As Texas weather can be unpredictable, we will move all events, with the exception of PT **indoors**, if necessary, so please **NO TAPS**.
- 5. FOOD:** TX-20093 will operate a concession stand throughout the competition.
- 6. AWARDS CEREMONY:** We will try to conduct the awards ceremony before 1700.

COMPETITION RULES

1. Routines and judging for the events will, as much as possible, be in compliance with national drill competition standards (AFJROTC has taken on authority/guidance for AF Nationals).
2. **Preparation Area:** Parking lots behind the school.
3. **Initial Reporting:** Five minutes prior to the designated time for beginning competition, the Team Commander will report to the designated area of competition with his or her team and notify the Head Judge the team is ready for competition. At this time, the team will present the Head Judge with 2 score sheets for each event with their school's and student names, as applicable. PT and Saber only requires 1 score sheet per team. The commander and their team will proceed as directed by the Head Judge. A team may compete early if it is ready and the judge(s) is (are) available. .
4. **Reporting In:** Each team commander will march their team forward and halt, centered on the Head Judge, face their team to the Judge and report. The report will include the Commander's name, the name of the school, and the team name. Grading will begin when the salute is dropped. Platoon may be substituted for flight.
5. **Military knowledge questions:** Questions pertaining to military knowledge and Chain of Command may be asked during the inspection competition. The manner of response more so than accuracy will influence the "bearing" score on the inspection score sheet. (We have not included a list of questions because most judges do not take their questions from this list and instead ask general questions about a cadet's favorite class, plans after graduating, ribbons he/she is most proud of, etc. Therefore, we'll instruct the judges to limit knowledge questions to the very basic ones, such as the President of the US, the Secretary of Defense, etc. Cadets should be prepared to answer the other types mentioned above.)
6. Inspection: **Cadets will be required to wear their service's Regulation Service Dress uniform, Class "A" button-up jacket, authorized ribbons (NO medals), and appropriate service's JROTC shoulder patch – no ascots, gloves, cords, parade belts, or berets. The only headgear allowed will be the garrison cap (flight cap.)** The inspector will direct the Team Commander to "Prepare for Inspection". **Important Note!**

The Inspection Team COMMANDERS WILL NOT MOVE TO REVIEW THE CADETS FOR PERFECT DRESS & COVER (Alignment) DURING INSPECTION! Cadets will be instructed to dress & cover only by their commander. Cadets at this level are expected to maintain adequate dress & cover without supplemental instruction from the Team Commander. Removing this time-consuming process will allow more time for face-to-face questions from judges to cadets. Cadet Commanders who move to review the ranks for correct spacing will be graded down for their efforts - DON'T do it!

When signaled by the head judge, the Cadet Commander will lead his cadets into the inspection area centering his unit on the Head Judge. The unit should then be instructed to "**Open Ranks**" by the Cadet Commander. The cadet commander then turns, salutes and states, "Sir/Ma'am, XXXXX High School (school name) XXXX drill team (team name) is prepared for inspection. **NOTE: DO NOT have the entire formation salute the judge!** The unit is then ready to be inspected by the judges. The Head Judge will visually evaluate the Cadet Commander and then the Head Judge will command, "**Precede me through the inspection**". All judges at this point step off to evaluate the element leaders.

Grading will include reporting in. All equipment and participating team members must be present for inspection. Scoring ceases after the commander reports out. Inspection scores will

be calculated by adding all points earned by each team member to include the commander and commander action points and then divided by the number of cadets, including the commander, on the inspection team. NOTE: Inspection is a 10 member team (including the Commander). No points are earned for additional team members; points will be deducted for less than 10 members.

7. Regulation Drill:

- a. **The majority of the drill meet will be indoors**, so the area will be approximately 75 X 75 feet. Judging will begin when the reporting salute is dropped. Judging will cease when the Team Commander reports to the Head Judge that the team has completed the Regulation Drill. Judging will be according to Air Force Manual 36-2203.
- b. We have changed the drill sequences for Unarmed and Demil to standardize them and to move the ending point to the same side as the starting point.

- 8. Exhibition Drill:** Should be derived from basic drill movements – **nothing that hints as dancing moves or excessive “hand slapping” – professionalism is key.** Teams should display their imagination, creativity, pride, and spirit within the content of military bearing. Judging will begin when the reporting salute is dropped and it will end when the team commander reports Exhibition Drill completed. **Routine must be a minimum of five minutes and a maximum of eight minutes.** Teams will be penalized 1 point for each second under or over these time limits. This event will be conducted on the same type surface and in the same size area as the Regulation Drill events.

Rifles. IAW Air Force Drill Competition Rules: Teams may utilize any rifle (either demilitarized or facsimile). In either case, the drill rifle must: 1) be rendered unfireable by either leading the barrel or removing/maintaining no firing pin, AND 2) maintain an adjustable sling. Teams who choose to utilize a weapon that weighs less than 8lbs for Armed Team Exhibition will receive an 8-point score deduction (5%) from their Armed Exhibition grand total. Judges will be STRONGLY instructed they should score EVERY routine granting full points for all movements regardless of weapon weight.

- 9. Color Guard:** When uncasing and casing the colors, TC 3-21.5, paragraph 15-6, a, (1) through (5), b, states that the guards will walk out at a 45 degree angle – they take a half-right and a half-left. **The color guard sequence should be done with honor and professionalism – nothing that hints of exhibition type drill should be used. The color guard should march at Quick Time, 100 to 120 steps per minute.**

- 10. Saber Team:** Compose of 9 team members (Commander + two 4 member elements). In conjunction with other local AFJROTC Drill Competition rules, we have added additional commands to the routine this year to make it more challenging. The last three pages of this SOP will give guidance on the following parts of the routine.

-- **Ceremonial At Ease**

_ **Commands 30 through 35 dealing with presenting an arch**

School: _____ Grading: All items scored on a scale of 1 -5, in ½ point increments. Maximum points potentially earned, 70 per cadet. Overall total points of the team members will be divided by total team members for team average.

Inspection

Cadet's Name:		Cadet's Name:	
1. Bearing	9.Shirt	1. Bearing	9.Shirt
2. Headgear	10 Trousers/slacks	2. Headgear	10 Trousers/slacks
3. Hair	11.Tie/Tab/	3. Hair	11.Tie/Tab/
4. Shave	12. Pockets	4. Shave	12. Pockets
5. Insignia	13. Strings	5. Insignia	13. Strings
6. Ribbons	14. Footwear	6. Ribbons	14. Footwear
7. Patches		7. Patches	
8. Buttons	Column 2 sub total	8. Buttons	Column 2 sub total
Column 1 sub total	Grand Total:	Column 1 sub total	Grand Total:

Cadet's Name:		Cadet's Name:	
1. Bearing	9.Shirt	1. Bearing	9.Shirt
2. Headgear	10 Trousers/slacks	2. Headgear	10 Trousers/slacks
3. Hair	11.Tie/Tab/	3. Hair	11.Tie/Tab/
4. Shave	12. Pockets	4. Shave	12. Pockets
5. Insignia	13. Strings	5. Insignia	13. Strings
6. Ribbons	14. Footwear	6. Ribbons	14. Footwear
7. Patches		7. Patches	
8. Buttons	Column 2 sub total	8. Buttons	Column 2 sub total
Column 1 sub total	Grand Total:	Column 1 sub total	Grand Total:

NOTE to judges: All females will get an automatic "5" points for shave. Don't leave any area blank and PLEASE write legibly.

Head Judge's Score sheet for inspection to include overall team points and average:

All items scored on a scale of 1 – 5, in ½ point increments. Maximum points for inspection is 75.

Overall impression of the commander points – to be used for tie breakers. Score between 1 and 10.

Score: _____

Cadet's Name:	
1. Report In	11. Tie/Tab
2. Headgear	12. Pockets
3. Hair	13. Strings
4. Shave	14. Footwear
5. Insignia	15. Report Out
6. Ribbons	
7. Patches	
8. Button	
9. Shirt	Column 2 sub total
10. Trousers/slacks	Commander's action points
Column 1 sub total	Grand Total:

Commander's actions: Score each item on 1 – 10 scale, ½ point increments. Max total, 30 Points.	
1. Voice	
2. Bearing	
3. Positioning	
Commander's actions total Points	


Total points of all team members: _____

Total points for the commander: _____

Overall Inspection Team points Total: _____ Divided by the total team members including the commander.

Team Average: _____

Enter team's average here:



WYLIE EAST AFJROTC DRILL MEET SCORE SHEET

First Year Unarmed Regulation

DATE: 6 Feb 2016

SCHOOL / TEAM:		JUDGE:	
Grading: - All movements scored on a scale of 1 – 5. - Start with the maximum points in each area, and then deduct points for infractions.			
1. Report In		18. Forward March	
2. Order Arms		19. To the Rear March	
3. Parade Rest		20. To the Rear March	
4. Attention		21. Column Right March	
5. Open Ranks March		22. Forward March	
6. Ready Front		23. Eyes Right	
7. Close Ranks March		24. Ready Front	
8. Present Arms		25. Column Right March	
9. Order Arms		26. Forward March	
10. Parade Rest		27. Change Step March	
11. Attention		28. Column Right March	
12. Left Face		29. Forward March	
13. About Face		30. Flight Halt	
14. Forward March		31. Left Face	
15. Right Flank March		32. Right Step March	
16. Left Flank March		33. Flight Halt	
17. Column Right March		34. Report Out	
Column 1 sub total		Column 2 sub total	
		Column 1 sub total	
Commander's Actions: Score each item on 1 – 10 scale.		Routine Total (170 Max)	
1. Voice		Summary:	
2. Bearing		Routine Total	
3. Positioning		Commander's Total	
Commander's Total (30 max)		Unarmed Regulation Total (200 Max) First Year Cadets	

Commander's Initials: _____

Judge's Initials: _____

WYLIE EAST AFJROTC DRILL MEET SCORE SHEET

UNARMED REGULATION

DATE: 6 Feb 2016

SCHOOL / TEAM:		JUDGE:	
Routine: - All movements scored on a scale of 1 - 5. - Zero for omitted items. A 5-second pause must be maintained after executing BOLD UPPERCASE COMMANDS.			
1. Report In		31. To the Rear March	
2. Order Arms (if entire team salutes)		32. To the Rear March	
3. Dress Right Dress		33. Flight Halt	
4. Ready Front		34. Column of Files f/t Right (Fwd Mrch)	
5. PARADE REST		35. Flight Halt	
6. Flight Attention		36. Column of Threes f/t Left March	
7. PRESENT ARMS		37. Column Left March (Fwd March)	
8. Order Arms		38. Double Time March	
9. COUNT OFF		39. Quick Time March	
10. Right Face		40. Column Left March (Fwd March)	
11. Close March		41. Change Step March	
12. Extend March		42. FLIGHT HALT	
13. Left Face		43. Column Left March (Fwd March)	
14. Open Ranks March/(Ready Front)		44. Column ½ Left March	
15. Close Ranks March		45. Column ½ Left March	
16. Left Step March		46. To the Rear March	
17. FLIGHT HALT		47. To the Rear March / Flight Halt	
18. Left Face		48. Forward March / Eyes Right	
19. Right Step March		49. Ready Front	
20. Flight Halt		50. Column Left March (Fwd March)	
21. Four Steps Forward March		51. Column Left March (Fwd March)	
22. About face		52. FLIGHT HALT	
23. Forward March		53. Forward March	
24. Column Right March (Forward March)		54. To the Rear March	
25. Column Right March (Forward March)		55. To the Rear March	
26. Column Right March (Forward March)		56. Half Step March	
27. Left Flank March		57. Forward March	
28. Right Flank March		58. Left Flank March	
29. FLIGHT HALT		59. Flight Halt	
30. Column Left March (Forward March)		60. Report Out	
	Column 1 sub total		Column 2 sub total
			Column 1 sub total
			Routine Total (300 Max)
Commander's Actions: Score each item on 1 – 10 scale.			
1. Voice		Summary	
2. Bearing		Routine Total	
3. Positioning		Commander's Total	
	Commander's Total (30 max)		Unarmed Regulation Total (330 Max)

Commander's Initials: _____

Judge's Initials: _____

WYLIE EAST AFJROTC DRILL MEET SCORE SHEET

FEMALE/MIXED COLOR GUARD

DATE: 6 Feb 2016

SCHOOL / TEAM:		JUDGE:	
Routine: - All movements scored on a scale of 1 - 5. - Zero for omitted items. A 5-second pause must be maintained after executing BOLD UPPERCASE COMMANDS.			
1. Uncase Colors		15. Ready Front	
2. Report In		16. Left Wheel March (Forward March)	
3. Colors Reverse March (Forward March)		17. Left Wheel March (Forward March)	
4. Left Wheel March (Forward March)		18. Left Wheel March (Forward March)	
5. Colors Reverse March (Forward March)		19. COLOR GUARD, HALT	Not Scored
6. Color Guard, Halt		20. Report Out	
7. Order Colors			
8. Parade Rest			
9. Color Guard, Attention			
10. CARRY COLORS			
10a. Forward March	Not Scored		
11. Right Wheel March (Forward March)			
12. Right Wheel March (Forward March)			
13. Colors Reverse March (Forward March)		Column 2 sub total	
14. Eyes Right		Column 1 sub total	
		Routine Total (100 Max)	
Column 1 sub total			
Commander's Actions: Score each item on 1 – 10 scale, in 1 pt increments.			
1. Voice		Summary	
2. Bearing		Routine Total	
3. Positioning		Commander's Total	
Commander's Total (30 max)		Female/Mixed Total (130 Max)	

Commander's Initials: _____

Judge's Initials: _____

WYLIE EAST AFJROTC DRILL MEET SCORE SHEET

MALE COLOR GUARD

DATE: 6 Feb 2016

SCHOOL / TEAM:		JUDGE:	
Routine: - All movements scored on a scale of 1 - 5. - Zero for omitted items. A 5-second pause must be maintained after executing BOLD UPPERCASE COMMANDS.			
1. Uncase Colors		15. Ready Front	
2. Report In		16. Left Wheel March (Forward March)	
3. Colors Reverse March (Forward March)		17. Left Wheel March (Forward March)	
4. Left Wheel March (Forward March)		18. Left Wheel March (Forward March)	
5. Colors Reverse March (Forward March)		19. COLOR GUARD, HALT	
6. Color Guard, Halt		20. Report Out	
7. Order Colors			
8. Parade Rest			
9. Color Guard, Attention			
10. CARRY COLORS			
10a. Forward March	Not Scored		
11. Right Wheel March (Forward March)			
12. Right Wheel March (Forward March)			
13. Colors Reverse March (Forward March)		Column 2 sub total	
14. Eyes Right		Column 1 sub total	
		Routine Total (100 Max)	
Column 1 sub total			
Commander's Actions: Score each item on 1 – 10, in 1 pt increments.			
1. Voice		Summary	
2. Bearing		Routine Total	
3. Positioning		Commander's Total	
Commander's Total (30 max)		Male Color Guard Total (130 Max)	

Commander's Initials: _____

Judge's Initials: _____

WYLIE EAST AFJROTC DRILL MEET SCORE SHEET

DEMIL REGULATION

DATE: 6 Feb 2016

SCHOOL / TEAM:	JUDGE:
Routine: - All movements scored on a scale of 1 - 5. - Zero for omitted items.	
A 5-second pause should be maintained after executing all BOLD UPPERCASE COMMANDS>	
1. Report in	32. Flight (Platoon), Halt
2. Inspection Arms	33. Port Arms
3. Ready, Port Arms (or Port Arms)	34. Column of Fies f/t Right, March
4. Order Arms	35. Flight Halt
5. Dress Right, Dress	36. Column of Threes f/t Left, March
6. Ready, Front	37. Column Left March (Fwd March)
7. PARADE REST	38. Double Time March
8. Flight (Platoon for Army), Attention	39. Quick Time March
9. 15-Count Manual Arms (TC 3-21.5, pages 4 – 10)	40. Column Left March (Fwd March)
10. Count Off / Left Face	41. Right Shoulder Arms
11. Close March	42. FLIGHT (Platoon), HALT
12. Extend March / Right Face	43. Column Left March (Fwd March)
13. Open Ranks March	44. Column ½ Left March
14. Close Ranks March	45. Column ½ Left March
15. Left Step March	46. To the Rear March
16. FLIGHT (Platoon), HALT	47. To the Rear March / Flight Halt
17. Left Face	48. Forward March / Eyes Right
18. Right Step March	49. Ready Front
19. Flight (Platoon), Halt	50. Column Left March (Fwd March)
20. About Face	51. Left Shoulder Arms
21. Right Shoulder Arms	52. Column Left March (Fwd March)
22. Forward March	53. Change Step March
23. Column Right March (Fwd March)	54. Left flank March
24. Column Right March (Fwd March)	55. Flight Halt
25. Column Right March (Fwd March)	56. Report Out
26. Left Flank March	
27. Right Flank March	
28. FLIGHT (Platoon), HALT	
29. Column Left March (Fwd March)	
30. To the Rear March	
31. To the Rear March	Column 2 sub total
Column 1 sub total	Column 1 sub total
	Routine Total (280 Max)
Commander's Actions: Score each item on 1 – 10 scale.	
1. Voice	Summary
2. Bearing	Routine Total
3. Positioning	Commander's Total
Commander's Total (30 max)	Armed Regulation Total (310 Max)

Commander's Initials: _____

Judge's Initials: _____

WYLIE EAST AFJROTC DRILL MEET SCORE SHEET

DEMIL EXHIBITION

DATE: 7 Feb 2015

SCHOOL / TEAM:		JUDGE:	
Routine: - All items scored on a scale of 1 – 5. - Subtract 1 penalty point for each second under 5 or over 8 minutes.			
1. Report In			
2. Variety of Movements			
3. Precision			
4. Teamwork			
5. Choreography			
6. Team Appearance			
7. Use of Drill Area			
8. Difficulty			
9. Use of Weapons			
10. Report Out			
11. Overall Impression			
		Total Time for Routine	
Routine Score (55 Max)		Seconds Over or Under Limits	
Minus Time Penalty Points		Time Penalty Points	
Routine Total			
Commander's Actions: Score each item on 1 – 10.			
1. Bearing		Summary	
2. Positioning		Routine Total	
		Commander's Total	
Commander's Total (20 max)		Armed Exhibition Total (75 Max)	

Commander's Initials: _____

Judge's Initials: _____

WYLIE EAST AFJROTC DRILL MEET SCORE SHEET

Saber/Sword REGULATION

DATE: 7 Feb 2015

SCHOOL / TEAM:		JUDGE:	
Routine: - All movements scored on a scale of 1 - 5. - Zero for omitted items.			
1. Report in		29. Flight Halt	
2. Draw Sabers		30. Center, Face	
3. Present arms		31. Dress Center, Dress	
4. Order Arms		32. Ready, Front	
5. Ceremonial At Ease		33. Present Arch	
6. Attention		34. Order Arch	
7. Right Face		35. Ready, Face	
8. Forward march		36. Forward march	
9. Right Flank		37. Column right march (Forward march)	
10. Left Flank		38. Flight halt	
11. Column right march (Forward march)		39. Left Face	
12. To the rear march		40. Right step march	
13. To the rear march		41. Flight halt	
14. Change step march		42 Present arms	
15. Column right march (Forward march)		43. Order arms	
16. Eyes right		44. Return sabers	
17. Ready Front		45. Report out	
18. Flight halt			
19. Parade rest			
20. Flight attention			
21. Forward march			
22. Column right march (Forward march)			
23. Left flank			
24. Right flank			
25. To the rear march			
26. To the rear march			
27. Half step march			
28. Mark Time March			
(Platoon may be substituted for flight.)			
Column 1 sub total		Column 2 sub total	
		Column 1 sub total	
		Routine Total (225 Max)	
Commander's Actions: Score each item on 1 – 10 scale.			
1. Voice		Summary	
2. Bearing		Routine Total	
3. Positioning		Commander's Total	

Commander's Total (30 max)		Grand Total (255 Max)	
----------------------------	--	-----------------------	--

WYLIE EAST AFJROTC DRILL MEET SCORE SHEET

FEMALE PT

DATE : 7 Feb 2015

SCHOOL / TEAM:	JUDGE:
-----------------------	---------------

Push-Ups: 0 – 4: zero points				
> 4: 1 point for each push-up				
	Num	Points		
Cadet 1				
2				Team
3				Push-up
4				Score
Total Team Push-up Points			x 1/4	

Sit-Ups: 0 – 19: zero points				
> 19: 1 point for each sit-up				
	Num	Points		
Cadet 1				
2				Team
3				Sit-up
4				Score
Total Team Sit-up Points			x 1/4	

Broad Jump: 0 – 36 inches: zero points				
> 36: 1 point for each inch				
	Inches	Points		
Cadet 1				
2				Team
3				Jump
4				Score
Total Team Push-up Points			x 1/4	

Relay: Point scale goes from 180 for 48.0 sec to 0 for times above 1:23.6		Team Summary		
Relay Time			Team Push-up Score	
			Team Sit-up Score	
			Team Jump Score	
Points			Team Run Points	
			Subtotal	
			x Adjust Factor	

Commander's Initials: _____

Judge's Initials: _____

WYLIE EAST AFJROTC DRILL MEET SCORE SHEET

MALE PT

DATE : 7 Feb 2015

SCHOOL / TEAM:	JUDGE:
-----------------------	---------------

Push-Ups: 0 – 9: zero points				
> 9: 1 point for each push-up				
	Num	Points		
Cadet 1				
2				Team
3				Push-up
4				Score
Total Team Push-up Points			x 1/4	

Sit-Ups: 0 – 19: zero points				
> 19: 1 point for each sit-up				
	Num	Points		
Cadet 1				
2				Team
3				Sit-up
4				Score
Total Team Sit-up Points			x 1/4	

Broad Jump: 0 – 36 inches: zero points				
> 36: 1 point for each inch				
	Inches	Points		
Cadet 1				
2				Team
3				Jump
4				Score
Total Team Push-up Points			x 1/4	

Relay: Point scale goes from 180 for 44.0 sec to 0 for times above 1:19.6		Team Summary		
Relay Time			Team Push-up Score	
			Team Sit-up Score	
			Team Jump Score	
Points			Team Run Points	
			Subtotal	
			x Adjust Factor	

Commander's Initials: _____

Judge's Initials: _____

PHYSICAL TRAINING COMPETITION

**PERMISSION and STATEMENT OF WAIVER
FOR**

WYLIE EAST HIGH SCHOOL DRILL MEET

I, _____, the Parent/Guardian of _____,
Printed name of Parent/Guardian Printed name of cadet

Here-by grant permission for my son or daughter to participate in the Physical Training Competition portion of the [Wylie East High School Drill Meet](#). I release the United States Air Force, the Wylie Independent School District, [Wylie East High School](#), its staff and faculty, the AFJROTC Department, the AFJROTC instructors, those involved in the conduct of the PT competition, and all agents and sponsors of the above, of any liability for any injury sustained by my son or daughter during this drill meet.

Signature of cadet competitor date

Signature of parent / guardian date


Signature of JROTC instructor date

NOTE:

This form must be completed and turned in before a cadet is allowed to participate in the PHYSICAL TRAINING COMPETITION.

CEREMONIAL AT EASE

CEREMONIAL AT, EASE!




On the preparatory command of Ceremonial-At, the officer/enlisted individual will stand fast.

1



On the command of Ease, the right hand lowers with the saber/sword straight, not an angle inward or outward in relationship to the body, the thumb facing outward and the tip of the saber/sword about 6 inches from the marching surface. Simultaneously, the left foot will leave the right foot 6 to 8 inches apart and the left hand is placed in the small of the back, fingers extended and joined, palm is to the rear.

START OF MOVEMENT

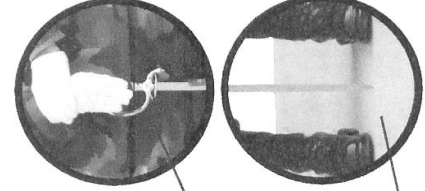
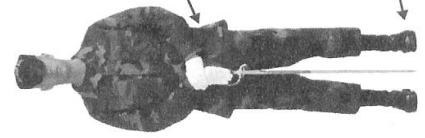



(1-2 inches)

2

The saber/sword is positioned to the front and centered on the body. The tip of the saber/sword is directly between and on-line with the left and right foot. The tip of the saber/sword is approximately 1-2 inches from the marching surface, the right thumb closest to the body; remaining fingers extended and joined farthest from the body. The left hand remains in the small of the back.

3



The left hand repositions and meets the right hand in front of the body. Left hand (fingers extended and joined) lies on top of right hand and thumb wraps around the palm of the hand. NOTE: Once count 3 is complete, slowly lower the saber/sword gently resting on the marching surface.

END OF MOVEMENT



USAF HONOR GUARD
VISUAL GUIDE TO PERFECTION

3 / 5

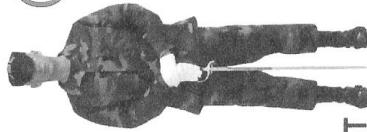
SABER/SWORD MANUALS

DATE: JAN 06

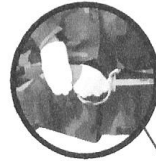
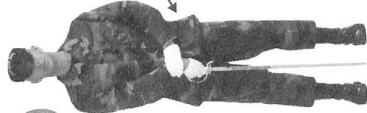


ORDER FROM CEREMONIAL AT EASE

HONOR,
GUARD



1



The grip of the saber/sword is grasped securely with the right hand, left hand remains in position.

2



Assume the position of Parade Rest

START OF
MOVEMENT

ATTENTION!

3



Snap to the Position of Attention by sharply returning the saber/sword to the position of carry.

END OF
MOVEMENT



USAF HONOR GUARD
VISUAL GUIDE TO PERFECTION

4 / 5

SABER/SWORD MANUALS

DATE: JAN 06



The Saber Arch: Instructions adapted from the USAF Honor Guard Manual

In order to do this movement, the team must be in two elements, four members per element. There should be no problem considering the team should not be more than 9 members including the commander, as per this SOP.

Prior to the command Center Face, have one element take one right step and the other one left step. This will create the extra space needed to do the arch.

The command Dress Center Dress, calls for the team members to snap their heads down, using their peripheral vision to make small adjustments.

On the command Ready, Front, the team members will snap their heads back up and to the front – looking at each other.

On the command Present Arch, the team members form the arch by extending their right arm, forming a straight line with their arm and saber. The saber is at a 45 degree upward angle. At this point, the commander will be the only one to march through the arch. The commander will then halt, do an about face and then give the next command.

The next command is Order Arch. On this command, the team members will return to the position of order arms.

Finally, the command Ready, Face is given. The team members will face in the direction that will create a column formation in preparation for the next command on the command sheet (Column Right). After facing, the elements will again take one left and right step, the opposite of what they did for Center Face, to close the distance between them. The commander will once again position themselves on their flight in preparation for forward march.